

THE MAURITIUS FOOTBALL ASSOCIATION
FINANCIAL STATEMENTS -FOR THE YEAR ENDED
JUNE 30, 2025

THE MAURITIUS FOOTBALL ASSOCIATION

FINANCIAL STATEMENTS FOR THE YEAR ENDED JUNE 30, 2025

CONTENTS	PAGES
MANAGEMENT AND ADMINISTRATION	1 - 2
REPORT OF THE MANAGING COMMITTEE	3
INDEPENDENT AUDITORS' REPORT	4 - 6
STATEMENT OF FINANCIAL POSITION	7
STATEMENT OF INCOME AND EXPENDITURE	8
STATEMENT OF CHANGES IN EQUITY	9
STATEMENT OF CASH FLOWS	10
NOTES TO THE FINANCIAL STATEMENTS	11 - 24
STATEMENT OF RECEIPTS AND PAYMENTS	25 - 29

**MANAGEMENT AND ADMINISTRATION
FOR THE YEAR ENDED JUNE 30, 2025**

MANAGING COMMITTEE

President :	Samir Sobha
Vice President National Super League:	Vikash Mootooveeren
Vice President National Division 1:	Mustapha Chitbahal
Vice President National Division 2:	Jean Rudolph Laboudeuse
Vice President Regional:	Rahman Furjun

MEMBERS MANAGING COMMITTEE

Ozair Jaunoo
Ludovic Dorlin
Anwar Elahee
Claudette Paulin
Sabir Sohawon
Abdool Rahim Bukus
Michael Samuel
Nasser Kadarkhan
Mario Thomas
Serena Rungien

CO-OPTED MEMBERS

Rexjoe Panain
Anandah Busviah
Cyril Mourgine
Bhurdwaz Mungur

SECRETARIAT

General Secretary - A.N.H.Bowud

AUDITORS

NS Associates (Mauritius) LLP
2nd Floor, Jet Court
3, SSR Street
Port-Louis
Republic of Mauritius

**MANAGEMENT AND ADMINISTRATION (CONTINUED)
FOR THE YEAR ENDED JUNE 30, 2025**

BANKERS

MauBank Ltd
25, Bank Street, Cybercity,
Ebene 72201

The Mauritius Commercial Bank Limited
9-15, Sir William Newton Street,
Port Louis

SBM BANK (MAURITIUS) LTD
Corporate Office, SBM Tower,
1, Queen Elizabeth II Avenue, Port Louis,
Republic of Mauritius

THE MAURITIUS FOOTBALL ASSOCIATION

3

REPORT OF THE MANAGING COMMITTEE FOR THE YEAR ENDED JUNE 30, 2025

The Managing Committee presents its report together with the audited financial statements of The Mauritius Football Association (the "Association") for the year ended June 30, 2025.

PRINCIPAL ACTIVITIES

The principal activities of the Association have remained unchanged and are mainly to promote football throughout the territory of Mauritius.

RESULTS

The Association's results for the year ended June 30, 2025 are shown on page 8.

MANAGING COMMITTEE'S RESPONSIBILITIES IN RESPECT OF THE FINANCIAL STATEMENTS

The Registration of Associations Act 1978 requires the Managing Committee (the "Committee") to prepare financial statements for each financial year which fairly presents the financial position, the income and expenditure, the changes in equity and the cash flows of the Association. In preparing those financial statements, the Committee is required to:

- Select suitable accounting policies and then apply them consistently;
- make judgements and estimates that are reasonable and prudent;
- state whether Generally Accepted Accounting Principles (GAAP) have been followed and complied with, subject to any material departures disclosed and explained in the financial statements; and
- prepare the financial statements on the going concern basis unless it is inappropriate to presume that the Association will continue in business.


The Committee confirms that it has, to the best of its ability, complied with the above requirements in preparing the financial statements.

AUDITORS' REMUNERATION

	2025	2024
	MUR	MUR
Audit fees	161,000	166,750

Approved by the Managing Committee on 25/09/2025 and signed on its behalf by:

PRESIDENT



GENERAL SECRETARY



**INDEPENDENT AUDITORS' REPORT
TO THE MEMBERS OF
THE MAURITIUS FOOTBALL ASSOCIATION**

Report on the Audit of the financial statements

Opinion

We have audited the financial statements of The Mauritius Football Association (the "Association"), on pages 7 to 29 which comprise the statement of financial position as at June 30, 2025, and the statement of income and expenditure, the statement of changes in equity and the statement of cash flows for the year then ended, and the notes to the financial statements, including a summary of material accounting policies.

In our opinion, the financial statements on pages 7 to 29 give a true and fair view of the financial position of the Association as at June 30, 2025, and of its financial performance, its changes in equity and its cash flows for the year then ended in accordance with Generally Accepted Accounting Principles (GAAP) and in compliance with the requirements of the Registration of Associations Act 1978.

Basis for opinion

We conducted our audit in accordance with International Standards on Auditing (ISAs). Our responsibilities under those standards are further described in the Auditors' Responsibilities for the Audit of the Financial Statements section of our report. We are independent of the Association in accordance with the International Ethics Standards Board for Accountants' Code of Ethics for Professional Accountants (IESBA Code) together with the ethical requirements that are relevant to our audit of the financial statements in Mauritius, and we have fulfilled our other ethical responsibilities in accordance with these requirements and the IESBA Code. We believe that the audit evidence we have obtained is sufficient and appropriate to provide a basis for our opinion.

Other Information

The Managing Committee is responsible for the other information. The other information comprises the information included in the Report of the Managing Committee, but does not include the financial statements and our auditors' report thereon.

Our opinion on the financial statements does not cover the other information and we do not express an audit opinion or any form of assurance conclusion thereon.

In connection with our audit of the financial statements, our responsibility is to read the other information and, in doing so, consider whether the other information is materially inconsistent with the financial statements or our knowledge obtained in the audit, or otherwise appears to be materially misstated. If, based on the work we have performed, we conclude that there is a material misstatement of this other information, we are required to report that fact. We have nothing to report in this regard.

Responsibilities of the Managing Committee and Those Charged with Governance for the Financial Statements

The Managing Committee is responsible for the preparation and fair presentation of the financial statements in accordance with Generally Accepted Accounting Principles (GAAP) and in compliance with the requirements of the Registration of Associations Act 1978, and for such internal control as the Managing Committee determines is necessary to enable the preparation of the financial statements that are free from material misstatement, whether due to fraud or error.



**INDEPENDENT AUDITORS' REPORT
TO THE MEMBERS OF
THE MAURITIUS FOOTBALL ASSOCIATION (CONTINUED)**

Report on the audit of the financial statements (continued)

Responsibilities of the Managing Committee and Those Charged with Governance for the Financial Statements (continued)

In preparing the financial statements, the Managing Committee is responsible for assessing the Association's ability to continue as a going concern, disclosing, as applicable, matters related to going concern and using the going concern basis of accounting unless the Managing Committee either intends to liquidate the Association or to cease operations, or has no realistic alternative but to do so.

Those charged with governance are responsible for overseeing the Company's financial reporting process.

Auditors' responsibilities for the audit of the financial statements

Our objectives are to obtain reasonable assurance about whether the financial statements as a whole are free from material misstatement, whether due to fraud or error, and to issue an auditors' report that includes our opinion. Reasonable assurance is a high level of assurance, but is not a guarantee that an audit conducted in accordance with ISAs will always detect a material misstatement when it exists. Misstatements can arise from fraud or error and are considered material if, individually or in the aggregate, they could reasonably be expected to influence the economic decisions of users taken on the basis of these financial statements.

As part of an audit in accordance with ISAs, we exercise professional judgement and maintain professional scepticism throughout the audit. We also:

- Identify and assess the risks of material misstatement of the financial statements, whether due to fraud or error, design and perform audit procedures responsive to those risks, and obtain audit evidence that is sufficient and appropriate to provide a basis for our opinion. The risk of not detecting a material misstatement resulting from fraud is higher than for one resulting from error, as fraud may involve collusion, forgery, intentional omissions, misrepresentations, or the override of internal control.
- Obtain an understanding of internal control relevant to the audit in order to design audit procedures that are appropriate in the circumstances, but not for the purpose of expressing an opinion on the effectiveness of the Company's internal control.
- Evaluate the appropriateness of accounting policies used and the reasonableness of accounting estimates and related disclosures made by the Managing Committee.
- Conclude on the appropriateness of the Managing Committee's use of the going concern basis of accounting and, based on the audit evidence obtained, whether a material uncertainty exists related to events or conditions that may cast significant doubt on the Association's ability to continue as a going concern. If we conclude that a material uncertainty exists, we are required to draw attention in our auditors' report to the related disclosures in the financial statements or, if such disclosures are inadequate, to modify our opinion. Our conclusions are based on the audit evidence obtained up to the date of our auditors' report. However, future events or conditions may cause the Association to cease to continue as a going concern.
- Evaluate the overall presentation, structure and content of the financial statements, including the disclosures, and whether the financial statements represent the underlying transactions and events in a manner that achieves fair presentation.



**INDEPENDENT AUDITORS' REPORT
TO THE MEMBERS OF
THE MAURITIUS FOOTBALL ASSOCIATION (CONTINUED)**

Report on the audit of the financial statements (continued)

Auditors' responsibilities for the audit of the financial statements (continued)

We communicate with the directors regarding, among other matters, the planned scope and timing of the audit and significant audit findings, including any significant deficiencies in internal control that we identify during our audit.

We also provide those charged with governance with a statement that we have complied with relevant ethical requirements regarding independence, and to communicate with them all relationships and other matters that may reasonably be thought to bear on our independence, and where applicable, related safeguards.

Other matter

This report is made solely to the members of the Association. Our audit work has been undertaken so that we might state to the Association's members those matters we are required to state in an auditors' report and for no other purpose. To the fullest extent permitted by law, we do not accept or assume responsibility to anyone other than the Association and the Association's members as a body, for our audit work, for this report, or for the opinions we have formed.

Report on other legal and regulatory requirements

Registration of Association Act 1978

We have no relationship with or interests in the Company other than in our capacity as auditors.

We have obtained all the information and explanations we have required.

In our opinion, proper accounting records have been kept by the Company as far as it appears from our examination of those records.

NS Associates

NS Associates (Mauritius) LLP

**Port Louis
Republic of Mauritius**

Date: 26 SEP 2025

**Sudhir Newaj, FCCA
Licensed by FRC**




THE MAURITIUS FOOTBALL ASSOCIATION

7


STATEMENT OF FINANCIAL POSITION - AS AT JUNE 30, 2025

	Notes	2025 MUR	2024 MUR
ASSETS			
Non-current assets			
Property, plant and equipment	3	28,914,164	26,029,966
Right-of-use asset	4	-	-
Intangible assets	5	295,700	326,676
		<u>29,209,864</u>	<u>26,356,642</u>
Current assets			
Other receivables	6	395,556	325,232
Cash in hand and at bank	20	26,978,610	10,709,465
		<u>27,374,166</u>	<u>11,034,697</u>
Total assets		<u>56,584,030</u>	<u>37,391,339</u>
EQUITY AND LIABILITIES			
Equity			
Accumulated surplus	7	35,893,674	14,582,335
Capital grant	8	4,753,719	7,327,546
Total equity		<u>40,647,393</u>	<u>21,909,881</u>
Current liabilities			
Trade and other payables	9	15,936,637	12,455,356
Bank overdraft	20	-	3,026,102
		<u>15,936,637</u>	<u>15,481,458</u>
Total liabilities		<u>15,936,637</u>	<u>15,481,458</u>
Total equity and liabilities		<u>56,584,030</u>	<u>37,391,339</u>

Approved by the Managing Committee on 25/09/2025 and signed on its behalf by:

S. SOBHA
PRESIDENT



A.R. BUKUS
PRESIDENT OF FINANCE COMMITTEE

The notes on pages 11 to 29 form an integral part of these financial statements.
Auditors' report on page 4 to 6.

STATEMENT OF INCOME AND EXPENDITURE - FOR THE YEAR ENDED JUNE 30, 2025

	<u>Notes</u>	<u>2025</u> <u>MUR</u>	<u>2024</u> <u>MUR</u>
REVENUE - FOOTBALL MATCHES			
Football matches - Local leagues	10	-	-
Football matches - International matches	11	-	1,626,700
Sponsorship and broadcasting rights	12	-	-
		<u>-</u>	<u>1,626,700</u>
EXPENDITURE			
Local expenditure	13	(92,719,673)	(54,384,978)
International competitions	14	(30,816,875)	(33,848,551)
		<u>(123,536,548)</u>	<u>(88,233,529)</u>
NET RESULT FROM FOOTBALL MATCHES		(123,536,548)	(86,606,829)
NET RESULT FROM MINISTRY OF YOUTH & SPORTS			
	15	-	-
Other income and grants	16	191,048,880	116,763,015
Administrative and other expenses	17	(43,589,306)	(33,083,791)
Depreciation and amortisation	18	(4,743,991)	(4,560,526)
Net finance cost	19	(441,523)	(1,006,393)
		<u>18,737,512</u>	<u>(8,494,524)</u>
Grant release	8	<u>2,573,827</u>	<u>2,193,036</u>
SURPLUS / (DEFICIT) FOR THE YEAR		<u><u>21,311,339</u></u>	<u><u>(6,301,488)</u></u>

The notes on pages 11 to 29 form an integral part of these financial statements.

Auditors' report on page 4 to 6.

STATEMENT OF CHANGES IN EQUITY - FOR THE YEAR ENDED JUNE 30, 2025

	Accumulated surplus MUR	Capital grant MUR	Total MUR
As at July 01, 2024	14,582,335	7,327,546	21,909,881
Surplus for the year	21,311,339	-	21,311,339
Grant release	-	(2,573,827)	(2,573,827)
As at June 30, 2025	35,893,674	4,753,719	40,647,393
As at July 01, 2023	20,883,823	9,520,582	30,404,405
Deficit for the year	(6,301,488)	-	(6,301,488)
Grant release	-	(2,193,036)	(2,193,036)
As at June 30, 2024	14,582,335	7,327,546	21,909,881

The notes on pages 11 to 29 form an integral part of these financial statements.
Auditors' report on page 4 to 6.

STATEMENT OF CASH FLOWS - FOR THE YEAR ENDED JUNE 30, 2025

	<u>Notes</u>	<u>2025</u> MUR	<u>2024</u> MUR
Cash flows from operations			
Surplus / (deficit) for the year		21,311,339	(6,301,488)
<i>Adjustment for :</i>			
Loss on disposal		-	123,835
Interest expense		-	93,567
Impairment loss	5	326,676	-
Writte-off	18	(189,677)	-
Depreciation and amortisation	18	4,743,991	4,560,526
Capital grant release	8	(2,573,827)	(2,193,036)
		<u>23,618,502</u>	<u>(3,716,596)</u>
Working capital changes :			
(Increase) / decrease in other receivables		(70,324)	2,108,015
(Decrease) / increase in trade and other payables		<u>3,481,281</u>	<u>1,757,527</u>
Cash flows from operations		<u>27,029,459</u>	<u>148,946</u>
Interest paid		-	(93,567)
Net cash flows from operating activities		<u>27,029,459</u>	<u>55,379</u>
Investing activities			
Purchase of property, plant and equipment	3	(7,483,502)	(2,848,725)
Purchase of intangible assets	5	(295,700)	-
Property, plant and equipment written off	3	44,990	-
Net cash used in investing activities		<u>(7,734,212)</u>	<u>(2,848,725)</u>
Financing activities			
Repayment of borrowings		-	(64,343)
Net cash used in financing activities		<u>-</u>	<u>(64,343)</u>
Increase / (Decrease) in cash and cash equivalents		<u>19,295,247</u>	<u>(2,857,689)</u>
Movement in cash and cash equivalents			
At July 1,		7,683,363	10,541,052
Increase / (decrease)		<u>19,295,247</u>	<u>(2,857,689)</u>
At June 30,	20	<u>26,978,610</u>	<u>7,683,363</u>

The notes on pages 11 to 29 form an integral part of these financial statements.

Auditors' report on page 4 to 6.

NOTES TO THE FINANCIAL STATEMENTS - FOR THE YEAR ENDED JUNE 30, 2025

1. SUMMARY OF MATERIAL ACCOUNTING POLICIES

The principal accounting policies adopted by The Mauritius Football Association are as follows:

(a) Basis of preparation

The financial statements are prepared under the historical cost convention and in accordance with Generally Accepted Accounting Principles (GAAP). The Association also uses general guidance under International Financial Reporting Standards (IFRS) in preparing its financial statements. Application of IFRS is not mandatory for the Association.

(b) Property, plant and equipment

All property, plant and equipment are stated at historical cost less depreciation.

Depreciation is calculated using the straight line method to write off the cost of the assets to their residual values over their estimated useful lives as follows:

- Football complex	20 years
- Technical centre	20 years
- Gymnasium equipment	5 years
- Gardening equipment	5 years
- Furniture and Equipment	3-4 years
- Yard	10 years
- Motor vehicles	5 years
- Computer equipment	4 years
- New football ground	20 years

Where the carrying amount of an asset is greater than its estimated recoverable amount, it is written down immediately to its recoverable amount.

Gains and losses on disposal of property, plant and equipment are determined by comparing proceeds with their carrying amounts and are included in the statement of income and expenditure.

(c) Intangible assets*Computer software*

Acquired computer software licences are capitalised on the basis of costs incurred to acquire and bring to use the specific software and are amortised using the straight line method over their estimated useful lives of 3 years.

Costs associated with developing or maintaining computer software are recognised as an expense as incurred.

Website

Website is depreciated on a straight line basis over its estimated useful life of 5 years.

NOTES TO THE FINANCIAL STATEMENTS - FOR THE YEAR ENDED JUNE 30, 2025

1. SUMMARY OF MATERIAL ACCOUNTING POLICIES (CONTINUED)**(d) Leases**

The Association assesses whether a contract is or contains a lease, at inception of the contract. The Association recognises a right-of-use asset and a corresponding lease liability with respect to all lease arrangements in which it is the lessee, except for short-term leases (defined as leases with a lease term of 12 months or less). For these leases, the Association recognises the lease payments as an operating expense on a straight line basis over the term of the lease.

Lease payments included in the measurement of the lease liability comprise:

- Fixed lease payments (including in-substance fixed payments), less any lease incentives receivable;
- The amount expected to be payable by the lessee under residual values guarantees;
- Payments of penalties for terminating the lease, if the lease term reflects the exercise of an option to terminate the lease.

The lease liability is presented as a separate line in the statement of financial position.

The right-of-use assets comprise the initial measurement of the corresponding lease liability, lease payments made at or before the commencement day, less any lease incentives received and any initial direct costs. They are subsequently measured at cost less accumulated depreciation and impairment losses.

Right-of-use assets are depreciated over the shorter period of lease term and useful life of the right-of-use asset. If a lease transfers ownership of the underlying asset or the cost of the right-of-use asset reflects that the Association expects to exercise a purchase option, the related right-of-use asset is depreciated over the useful life of the underlying asset. The depreciation starts at the commencement date of the lease.

The right-of-use assets are presented as a separate line in the statement of financial position.

The Association applies guidance under IAS 36 to determine whether a right-of-use asset is impaired and accounts for any identified impairment loss as described in the 'Property, Plant and Equipment' policy.

(e) Capital grant

The construction of the building on leasehold land was partly financed by a grant received from FIFA. The value received in kind is debited to property, plant and equipment with corresponding credit in capital grant. An amount is released annually from the capital grant account to match the expenses in the statement of income and expenditure.

NOTES TO THE FINANCIAL STATEMENTS - FOR THE YEAR ENDED JUNE 30, 2025

1. SUMMARY OF MATERIAL ACCOUNTING POLICIES (CONTINUED)**(f) Foreign currencies**

Foreign currency transactions are accounted for at the exchange rates prevailing at the date of the transaction. Gains and losses resulting from the settlement of such transactions and from the translation of monetary assets and liabilities denominated in foreign currencies at the reporting date, are recognised in the statement of income and expenditure.

(g) Other receivables

Other receivables are initially stated at fair value and subsequently measured at amortised cost using the effective interest method, less any impairment.

(h) Cash and cash equivalents

Cash and cash equivalents include cash in hand and at bank, short term highly liquid investments with original maturity of 3 months or less and bank overdrafts. Bank overdrafts is shown within borrowings in current liabilities in the statement of financial position.

(i) Trade and other payables

Trade and other payables are initially stated at fair value and subsequently measured at amortised cost using the effective interest method.

(j) Borrowing costs

Borrowing costs directly attributable to the acquisition, construction or production of qualifying assets, which are assets that necessarily take a substantial period of time to get ready for their intended use or sale, are added to the cost of those assets, until such time as the assets are substantially ready for their intended use or sale.

To the extent that variable rate borrowings are used to finance a qualifying asset and are hedged in an effective cash flow hedge of interest rate risk, the effective portion of the derivative is recognised in other comprehensive income and reclassified to the income and expenditure when the qualifying asset affects the income and expenditure. To the extent that fixed rate borrowings are used to finance a qualifying asset and are hedged in an effective fair value hedge of interest rate risk, the capitalised borrowing costs reflect the hedged interest rate.

Investment income earned on the temporary investment of specific borrowings pending their expenditure on qualifying assets is deducted from the borrowing costs eligible for capitalisation.

All other borrowing costs are recognised in the income and expenditure in the period in which they are incurred.

NOTES TO THE FINANCIAL STATEMENTS - FOR THE YEAR ENDED JUNE 30, 2025

1. SUMMARY OF MATERIAL ACCOUNTING POLICIES (CONTINUED)**(k) Revenue**

Revenue is made up of income received from football matches, grants from CAF, FIFA and MYS and sponsorships.

(l) Expenses

Expenses are accounted for on an accruals basis.

(m) Impairment of non-financial assets

Assets that have an indefinite useful life are not subject to amortisation and are tested annually for impairment. Assets that are subject to amortisation are reviewed for impairment whenever events or changes in circumstances indicate that the carrying amount may not be recoverable. An impairment loss is recognised for the amount by which the carrying amount of the asset exceeds its recoverable amount. The recoverable amount is the higher of an asset's fair value less costs to sell and value in use. For the purposes of assessing impairment, assets are grouped at the lowest levels for which there are separately identifiable cash flows (cash-generating units).

(n) Derecognition of financial assets

The Association derecognises a financial asset only when the contractual rights to the cash flows from the asset expire, or when it transfers the financial asset and substantially all the risks and rewards of ownership of the asset to another entity. If the Association neither transfers nor retains substantially all the risks and rewards of ownership and continues to control the transferred asset, the Association recognises its retained interest in the asset and an associated liability for amounts it may have to pay. If the Association retains substantially all the risks and rewards of ownership of a transferred financial asset, the Association continues to recognise the financial asset and also recognises a collateralised borrowing for the proceeds received.

(o) Derecognition of financial liabilities

The Association derecognises financial liabilities when, and only when, the Association's obligations are discharged, cancelled or have expired. The difference between the carrying amount of the financial liability derecognised and the consideration paid and payable is recognised in income and expenditure.

NOTES TO THE FINANCIAL STATEMENTS - FOR THE YEAR ENDED JUNE 30, 2025

1. SUMMARY OF MATERIAL ACCOUNTING POLICIES (CONTINUED)**(p) Offsetting of financial instruments**

Financial assets and liabilities are offset and the net amount is reported in the statement of financial position if, and only if, there is a currently enforceable legal right to offset the recognised amounts and there is an intention to settle on a net basis, or to realise the assets and settle the liabilities simultaneously. Income and expenses will not be offset in the income and expenditure unless required or permitted by any accounting standard or interpretation, as specifically disclosed in the accounting policies of the Association.

2. CRITICAL ACCOUNTING ESTIMATES AND JUDGEMENTS

Estimates and judgements are continuously evaluated and are based on historical experience and other factors, including expectations of future events that are believed to be reasonable under the circumstances.

Critical accounting estimates and assumptions

The Association makes estimates and assumptions concerning the future. The resulting accounting estimates will, by definition, seldom equal the related actual results. The estimates and assumptions that have a significant risk of causing a material adjustment to the carrying amounts of assets and liabilities within the next financial year are discussed below.

Useful lives and residual values of property, plant and equipment and intangible assets

Determining the carrying amounts of property, plant and equipment and intangible assets requires the estimation of the useful lives and residual values of these assets which carry a degree of uncertainty. The Managing Committee used historical information relating to the Association in order to best determine the useful lives and residual values of property, plant and equipment and intangible assets.

Limitation of sensitivity analysis

Sensitivity analysis in respect of market risk demonstrates the effect of a change in a key assumption while other assumptions remain unchanged. In reality, there is a correlation between the assumptions and other factors. It should also be noted that these sensitivities are non-linear and larger or smaller impacts should not be interpolated or extrapolated from these results.

Sensitivity analysis does not take into consideration that the Association's assets and liabilities are managed. Other limitations include the use of hypothetical market movements to demonstrate potential risk that only represent the Association's view of possible near-term market changes that cannot be predicted with any certainty.

NOTES TO THE FINANCIAL STATEMENTS -FOR THE YEAR ENDED JUNE 30, 2025

3. PROPERTY, PLANT AND EQUIPMENT

2025 COST	Football complex	Technical centre	Furniture & Equipment	Motor vehicles		Computer Equipment	Gymnasium Equipment	Yard	New Football Ground	Gardening equipment	Total
	MUR	MUR	MUR	Owned	Leased	MUR	MUR	MUR	MUR	MUR	MUR
At July 1, 2024	25,380,651	30,509,315	5,295,364	10,905,285	-	7,953,913	1,487,560	3,631,585	9,142,540	230,770	94,536,983
Additions	-	-	209,994	-	-	944,045	2,459,070	-	3,247,393	623,000	7,483,502
Write-off	-	-	-	-	-	-	-	(44,990)	-	-	(44,990)
At June 30, 2025	25,380,651	30,509,315	5,505,358	10,905,285	-	8,897,958	3,946,630	3,586,595	12,389,933	853,770	101,975,495
DEPRECIATION											
At July 1, 2024	19,626,727	29,309,412	4,793,899	4,437,252	-	7,092,699	1,487,560	1,127,503	457,127	174,838	68,507,017
Charge for the year	415,832	99,993	341,228	1,925,775	-	748,701	327,876	308,420	457,127	119,039	4,743,991
Write-off	-	-	(24,202)	(145,150)	-	(14,862)	-	-	-	(5,463)	(189,677)
At June 30, 2025	20,042,559	29,409,405	5,110,925	6,217,877	-	7,826,538	1,815,436	1,435,923	914,254	288,414	73,061,331
NET BOOK VALUE											
At June 30, 2025	5,338,092	1,099,910	394,433	4,687,408	-	1,071,420	2,131,194	2,150,672	11,475,679	565,356	28,914,164

2024

COST	Football complex	Technical centre	Furniture & Equipment	Motor vehicles		Computer Equipment	Gymnasium Equipment	Yard	New Football Ground	Gardening equipment	Total
	MUR	MUR	MUR	Owned	Leased	MUR	MUR	MUR	MUR	MUR	MUR
At July 1, 2023	25,380,651	30,509,315	5,122,389	8,879,285	-	7,843,513	1,487,560	3,114,085	9,142,540	208,920	91,688,258
Additions	-	-	172,975	2,026,000	-	110,400	-	517,500	-	21,850	2,848,725
At June 30, 2024	25,380,651	30,509,315	5,295,364	10,905,285	-	7,953,913	1,487,560	3,631,585	9,142,540	230,770	94,536,983
DEPRECIATION											
At July 1, 2023	19,210,895	29,209,419	4,378,361	2,716,527	-	6,165,200	1,487,560	862,736	-	111,683	64,142,381
Charge for the year	415,832	99,993	415,538	1,720,725	-	927,499	-	264,767	457,127	63,155	4,364,636
At June 30, 2024	19,626,727	29,309,412	4,793,899	4,437,252	-	7,092,699	1,487,560	1,127,503	457,127	174,838	68,507,017
NET BOOK VALUE											
At June 30, 2024	5,753,924	1,199,903	501,465	6,468,033	-	861,214	-	2,504,082	8,685,413	55,932	26,029,966

NOTES TO THE FINANCIAL STATEMENTS - FOR THE YEAR ENDED JUNE 30, 2025

4. RIGHT-OF-USE ASSET

	2025	2024
	Motor Vehicle	Motor Vehicle
COST	MUR	MUR
At July 01,	-	1,245,000
Additions	-	-
Disposal	-	(1,245,000)
At June 30,	-	-
DEPRECIATION		
At July 01,	-	747,000
Charge for the year	-	103,750
Disposal	-	(850,750)
At June 30,	-	-
NET BOOK VALUE		
At June 30,	-	-

5. INTANGIBLE ASSETS

	Website	Accounting Software	Total
COST	MUR	MUR	MUR
At July 1, 2024	777,596	87,659	865,255
Additions	295,700	-	295,700
At June 30, 2025	1,073,296	87,659	1,160,955
DEPRECIATION			
At July 1, 2024	450,920	87,659	538,579
Charge for the year	-	-	-
Impairment loss	326,676	-	326,676
At June 30, 2025	777,596	87,659	865,255
NET BOOK VALUE			
At June 30, 2025	295,700	-	295,700
At June 30, 2024	326,676	-	326,676

NOTES TO THE FINANCIAL STATEMENTS - FOR THE YEAR ENDED JUNE 30, 2025

6. OTHER RECEIVABLES

	2025	2024
	MUR	MUR
Accounts receivables	10,000	55,500
Prepayments - MVRE insurance	217,719	145,413
Prepayment- Software License	26,096	-
Prepayment - Insurance Building	10,741	-
Deposit	119,000	23,900
Other receivables : CEB deposit	11,500	11,500
Other receivables	500	500
Lease receivables	-	88,419
	395,556	325,232

7. ACCUMULATED SURPLUS

	2025	2024
	MUR	MUR
At July 1,	14,582,335	20,883,823
Surplus / (deficit) for the year	21,311,339	(6,301,488)
At June 30,	35,893,674	14,582,335

8. CAPITAL GRANT

	2025	2024
	MUR	MUR
At July 1,	7,327,546	9,520,582
Release to statement of income and expenditure	(2,573,827)	(2,193,036)
At June 30,	4,753,719	7,327,546

Analysed as follows :

Goal project I	-	78,787
Goal project II & III	1,395,629	2,093,444
Furniture and equipment	154,237	231,356
Fencing	166,667	250,000
Gymnasium equipment	1,892,216	2,838,324
Motor vehicles	1,223,757	1,835,635
	4,832,506	7,327,546

9. TRADE AND OTHER PAYABLES

	2025	2024
	MUR	MUR
Trade payables and accruals	10,836,637	11,292,029
Other payables — <i>Wholesale & Admin Supply</i>	5,100,000	1,163,327
	15,936,637	12,455,356

NOTES TO THE FINANCIAL STATEMENTS - FOR THE YEAR ENDED JUNE 30, 2025

10. FOOTBALL MATCHES - LOCAL LEAGUES	2025	2024
	MUR	MUR
Sales of football tickets - Local matches	-	-
11. FOOTBALL MATCHES - INTERNATIONAL MATCHES	2025	2024
	MUR	MUR
Revenue from international football matches	-	1,626,700
12. SPONSORSHIP AND BROADCASTING RIGHTS	2025	2024
	MUR	MUR
Sponsorship	-	-
13. LOCAL EXPENDITURE	2025	2024
	MUR	MUR
Subvention to National Clubs	26,700,000	13,300,000
Youth Development:U-17	5,918,404	5,756,802
Youth Development:U -13	4,305,847	3,861,057
Youth Development:U-20	6,486,678	4,830,390
Youth Development:U-15	4,934,400	4,595,639
Beach Soccer	506,275	70,000
All national competitions	12,605,717	6,942,415
Youth Development	2,409,285	1,386,818
Youth Development:U-20 Girls	2,403,635	1,652,666
Youth Development:U-17 Girls	4,137,708	2,004,051
Youth Development:U-15 Girls	1,864,162	1,978,876
COSAFA - U17	1,943,536	-
COSAFA U-17 Girls	3,809,870	-
COSAFA U-20	534,877	-
Subvention to R.Associations	2,550,000	1,893,420
CAF Interclubs- Seychelles	973,136	406,500
CAF Interclubs- Madagascar	504,165	-
Covid-19 Support to Reg Clubs	90,000	130,000
Seychelles National Team	-	368,300
Education Programme - Referee Course	341,231	705,505
Benfica	4,331,503	1,154,025
UEFA Course	-	249,270
Youth Development:Grass Root Course	-	14,170

NOTES TO THE FINANCIAL STATEMENTS - FOR THE YEAR ENDED JUNE 30, 2025

13. LOCAL EXPENDITURE (CONTINUED)	2025	2024
	MUR	MUR
CAF licence C	-	52,750
Coach Educator course	57,500	110,000
Referee Course & Fitness Test	300,608	231,232
Women National League	-	1,498,997
CAF licence D	10,304	-
Chan Competition- Madagascar	718,480	-
Women administrator course	-	238,665
Women football campaign	87,882	-
Allowance to regional secretaries	-	135,000
Allowance Sub-Committees	39,000	-
Allowance to delegate members	360,000	185,000
CJSOI	91,400	-
FIFA DTN Course	-	3,000
FIFA Technical Director Course	24,750	6,350
FIFA Congress	137,950	-
Master league	648,956	227,680
Intercollege competition	69,500	3,000
Futsal Competition	40,000	-
Intervention- Dog Control	6,000	-
Workshop- Coomunication	64,347	-
Software License	181,768	-
Special Events	780,799	-
Sub to Intermediate League Club	1,750,000	-
Secondary school tournament	-	174,000
Women coaching course	-	219,400
	<u>92,719,673</u>	<u>54,384,978</u>
14. INTERNATIONAL COMPETITIONS	2025	2024
	MUR	MUR
Senior National Team Men	23,485,672	28,495,958
Senior National Team Women	7,331,203	5,303,743
U-23 boys	-	48,850
CAN U-20	-	-
Afcon Qualifiers - Seychelles	-	-
	<u>30,816,875</u>	<u>33,848,551</u>

NOTES TO THE FINANCIAL STATEMENTS - FOR THE YEAR ENDED JUNE 30, 2025

15. NET RESULT FROM MINISTRY OF YOUTH & SPORTS	2025	2024
	MUR	MUR
Grant received during the year	4,038,375	7,591,250
Expenses incurred during the year	(4,038,375)	(7,591,250)
Net result for the year	-	-
16. FIFA & CAF GRANT & OTHER INCOME	2025	2024
	MUR	MUR
FIFA Grant - Operational cost	52,954,078	55,770,395
FIFA grant: FIFA Project	99,690,056	31,452,325
CAF Grant	16,154,277	14,810,723
FIFA grant: Travelling funds	11,480,000	10,985,000
FIFA Grant: Equipment Funding	2,295,391	2,196,411
Seychelles federation	1,014,133	548,779
Players indemnities	110,000	200,000
Rental of ground	375,400	186,000
Ministry of education	-	174,000
Licence fees	154,500	147,000
Referee registration fee	-	77,000
FIFA T. Director Course	-	45,082
Municipal Council of Vacoas Phoenix	-	40,000
Affiliation fee	39,000	39,000
National Division	40,500	39,000
Licence fee: Women League	-	21,300
MFA Cup	13,500	13,000
Participation fee: Women National League	12,000	8,000
Unrefundable deposit	-	5,000
Republic cup	5,500	5,000
FIFA Agent Exams	15,000	-
FIFA Grant: Women Football	-	-
Sale of world cup tickets	-	-
FIFA Grant: TDS	4,572,393	-
Profit on disposal of asset	618,891	-
Madagascar Team/ Federation	1,272,888	-
UEFA	-	-
FIFA Grant - Congress	181,773	-

NOTES TO THE FINANCIAL STATEMENTS - FOR THE YEAR ENDED JUNE 30, 2025

16. FIFA & CAF GRANT & OTHER INCOME (CONTINUED)	2025	2024
	MUR	MUR
CAF Licence C	-	-
Participation fee: Inter Region	-	-
Fine received from Club	3,000	-
Tournament- MFA	25,000	-
Sales of football Jerseys	21,600	-
	191,048,880	116,763,015
17. ADMINISTRATIVE AND OTHER EXPENSES	2025	2024
	MUR	MUR
Salaries	18,315,541	14,543,575
Settlement provision	5,100,000	-
Fuel Charges	3,401,623	3,169,155
Overseas travelling	3,065,793	3,972,460
Maintenance of football ground	-	-
Professional & Legal Fees	2,249,917	1,616,000
Electricity, water and telephone	1,759,081	1,482,062
Cosafa	76,831	-
Compensatory allowances	-	1,233,418
Security expenses	936,000	936,000
Motor Vehicle Running expenses	1,054,325	1,142,383
Rental of house	-	490,450
Insurance: Medical insurance	902,357	873,407
NMC members	500,000	410,000
Salary: CSG	881,327	673,314
Maintenance of MFA compound	272,750	204,287
Staff Welfare & NMC members	708,285	530,957
Printing, Postage & Stationery	848,925	447,269
Salary: NPF	446,749	385,982
Audit fees	207,000	322,000
Bank charges	290,856	229,697
Pension Scheme	130,770	131,040
Taxi charges	82,900	42,974
Salary: PAYE	496,747	428,506
FIFA	124,707	95,711
Maintenance of contract	27,600	-

NOTES TO THE FINANCIAL STATEMENTS - FOR THE YEAR ENDED JUNE 30, 2025

17. ADMINISTRATIVE AND OTHER EXPENSES (CONTINUED)

	2025	2024
	MUR	MUR
Penalty fees	22,841	2,582
Impairment loss	326,676	-
Computer Expenses	216,150	68,297
TDS	7,475	59,190
Courses & seminar	-	95,915
UFFOI	194,532	-
Accommodation	85,995	-
Loss on disposal	-	123,835
Rental of car	47,500	47,500
Rental of home	625,306	-
Injury expenses	164,621	122,260
Insurance:Building	53,703	55,730
Servicing of machinery	74,075	52,500
Write off	(109,652)	(904,665)
	43,589,306	33,083,791

18. DEPRECIATION AND AMORTISATION

	2025	2024
	MUR	MUR
Technical centre	99,993	99,993
Football complex	415,832	415,832
Computer equipment	748,701	927,499
Gymnasium equipment	327,876	-
Motor vehicles (owned and leased)	1,925,775	1,824,475
Intangible assets	-	92,140
Furniture and equipment	341,228	415,538
Gardening equipment	119,039	63,155
Yard	308,420	264,767
New football ground	457,127	457,127
	4,743,991	4,560,526

NOTES TO THE FINANCIAL STATEMENTS - FOR THE YEAR ENDED JUNE 30, 2025

19. NET FINANCE COST	2025	2024
	MUR	MUR
Foreign exchange gain	45,692	-
-Interest on finance lease	-	(9,340)
-Interest on bank overdraft	(78,715)	(84,227)
-Foreign exchange loss	(408,500)	(912,826)
	(487,215)	(1,006,393)
Net finance cost	(441,523)	(1,006,393)
20. CASH AND CASH EQUIVALENTS	2025	2024
	MUR	MUR
Cash in hand and at bank	26,978,610	10,709,465
Bank overdraft	-	(3,026,102)
Net cash and cash equivalents	26,978,610	7,683,363

21. OFF BALANCE SHEET ITEMS

During the current year, the Association opened a current account with MauBank Ltd on behalf of the Port Louis Regional Football Committee. The bank balance of MUR 159,844 has not been recognised within cash and cash equivalents at year-end, as the Association does not exercise control over this account.

22. CAPITAL COMMITMENTS

At June 30, 2025, the Association has no capital commitments. (2024: nil).

23. CONTINGENT LIABILITIES

At June 30, 2025, the Association has the following legal cases which are still ongoing:

1. Sports FS v MFA
2. Sinassamy v MFA
3. (a) Pamplémousses Regional Fa v MFA
3. (b) Mangues Barbados Sports Club v MFA
3. (c) Roches Bois Dauphin Fc v MFA

24. EVENTS AFTER THE REPORTING PERIOD

There are no events after the reporting period which may have a material impact on the financial statements for the year ended June 30, 2025.

STATEMENT OF RECEIPTS AND PAYMENTS -FOR THE YEAR ENDED JUNE 30, 2025

RECEIPTS	2025	2024
	MUR	MUR
FIFA Grant - Operational cost	52,954,078	55,770,395
FIFA grant: FIFA Project	99,690,056	31,452,325
CAF Grant	16,154,277	14,810,723
FIFA grant: Travelling funds	11,480,000	10,985,000
Grant MYS	-	7,591,250
FIFA Agent Exams	15,000	-
FIFA Grant: Equipment Funding	2,295,391	2,196,411
FIFA Grant: TDS	4,572,393	-
Seychelles federation	1,014,133	548,779
Profit on disposal of asset	618,891	-
Madagascar Team/ Federation	1,272,888	-
Fine received from Club	3,000	-
Tournament- MFA	25,000	-
Merchandising	-	536,400
Gate receipt - Sales of football tickets	-	1,090,300
FIFA Grant - Congress	181,773	-
Sales of football Jerseys	21,600	-
Licence fees	154,500	127,500
Licence fees: Women League	-	21,300
Rental of ground	375,400	181,500
Affiliation fee	39,000	39,000
National Division	40,500	33,000
MFA Cup	13,500	11,000
Republic cup	5,500	4,000
FIFA T.Director course	-	45,082
Ministry of Education	-	174,000
Municipal Council of Vacoas Phoenix	-	40,000
Participation fee: Women National League	12,000	8,000
Players Indemnities	110,000	200,000
Referee Registration Fee	-	77,000
Unrefundable Deposit	-	5,000
Loan received - interest free	-	1,121,927
Deposit from club	40,384	41,400
TOTAL RECEIPTS	191,089,264	127,111,292

**STATEMENT OF RECEIPTS AND PAYMENTS -FOR THE YEAR ENDED JUNE 30, 2025
(CONTINUED)**

PAYMENTS	2025	2024
	MUR	MUR
International competition - Club M	23,955,112	28,220,723
Salaries	18,303,041	15,992,725
Salary: CSG	1,065,609	-
Salary:NPF	446,749	-
Salary:PAYE	421,848	-
Subvention to national clubs	26,700,000	13,300,000
Women football - Senior	7,325,683	7,722,243
Youth Development:U-17	6,269,794	4,817,311
Youth Development:U -13	4,244,757	3,328,332
Youth Development:U-20	6,486,678	3,907,738
Cosafa	76,831	-
CAF licence D	10,304	-
Purchase of property, plant and equipment	3,705,669	867,575
Purchase of Intangible assets	181,850	-
Youth Development:U-15	4,934,400	3,719,335
U23 boys	-	48,850
Beach soccer	506,275	70,000
Fuel charges	3,316,397	2,991,000
Overseas travelling	3,065,793	3,972,460
Youth development	2,409,285	1,027,688
Youth Development:U-20 Girls	2,403,635	1,414,666
Professional & legal fees	2,666,667	1,366,000
Electricity,water and telephone	1,821,240	1,321,797
UFFOI	194,532	-
Accomodation	85,995	-
COSAFA - U17	5,227,536	-
COSAFA U-17 Girls	3,809,870	-
COSAFA U-20	534,877	-
Youth Development:U-17 Girls	4,137,708	1,766,051
Compensatory allowance	-	1,233,418
Youth Development:U-15 Girls	1,864,162	1,740,876
Subvention to R.Associations	2,550,000	1,893,420
CAF Interclubs- Seychelles	983,736	406,500
CAF Interclubs- Madagascar	906,040	-
Covid-19 Support to Reg Clubs	90,000	130,000
Audit fees	46,000	-

**STATEMENT OF RECEIPTS AND PAYMENTS -FOR THE YEAR ENDED JUNE 30, 2025
(CONTINUED)**

PAYMENTS (CONTINUED)	2025	2024
	MUR	MUR
Security expenses	936,000	858,000
All national competitions	12,551,404	6,865,864
Motor Vehicle Running expenses	1,044,248	851,798
Chan competition -Seychelles	-	368,300
Chan Competition- Madagascar	718,480	-
Rental of house	-	470,450
Education programme - Referee course	377,456	705,505
Insurance:Building	64,444	-
NMC members	500,000	410,000
Benfica	4,064,203	1,154,025
Maintenance of MFA Compound	229,050	197,622
UEFA course	-	249,270
Staff welfare & NMC members	708,335	509,107
Printing, Postage & Stationery	904,550	318,247
Bank charges	290,856	229,697
Youth development: Grassroot	-	14,170
Pension scheme	130,770	131,040
Taxi charges	82,900	42,974
CAF license C	-	12,250
Interest on bank overdraft	78,715	84,227
Coach educator course	57,500	110,000
FIFA	124,707	95,711
Referee Course & Fitness Test	300,608	231,232
Maintenance of contract	27,600	-
Women National league	-	1,498,997
Women Football Campaign	87,882	-
Interest on lease	-	97,759
Penalty fees	22,841	2,582
Computer expenses	115,525	70,827
TDS	7,475	59,190
Payment to creditors	-	9,592,033
Refund of loan	1,163,327	-
Courses & Seminar	-	95,916
Insurance:Medical insurance	1,053,764	956,226

**STATEMENT OF RECEIPTS AND PAYMENTS -FOR THE YEAR ENDED JUNE 30, 2025
(CONTINUED)**

PAYMENTS (CONTINUED)	2025	2024
	MUR	MUR
Injury expenses	164,621	122,260
Buildings and Public liability	-	55,730
Repayment of lease	-	64,343
Rental of car	67,500	27,500
Rental of home	720,406	-
Allowance regional secretaries	-	135,000
Allowance Sub-Committees	39,000	-
Allowance to delegate members	360,000	185,000
CJSOI	1,800	-
FIFA DTN Course	-	3,000
FIFA Technical Director Course	24,750	6,350
FIFA Congress	137,950	-
Intercollege competition	69,500	3,000
Master League	648,956	227,680
Secondary School Tournament	-	174,000
Servicing of machinery	21,350	52,500
Women administrators course	-	238,665
Women coaching course	-	219,400
Futsal Competition	40,000	-
Intervention- Dog Control	6,000	-
Software License	207,864	-
Special Events	780,799	-
Sub to Intermediate League Club	1,750,000	-
TOTAL PAYMENTS	171,431,209	129,056,155
SHORTAGE OF RECEIPTS OVER PAYMENTS	19,658,055	(1,944,863)
	2025	2024
	MUR	MUR
Opening balance as at July 01		
Cash in hand and cash at bank	7,683,363	10,541,052
Effect of exchange difference	(362,808)	(912,826)
Shortage of receipts over payments	19,658,055	(1,944,863)
Closing balance	26,978,610	7,683,363

STATEMENT OF RECEIPTS AND PAYMENTS -FOR THE YEAR ENDED JUNE 30, 2025
(CONTINUED)

Closing balance represented by:		
Cash in hand and cash at bank	26,978,610	10,709,465
Bank overdraft	-	(3,026,102)
Closing balance as at June 30, (Note 21)	26,978,610	7,683,363